

FAQ Nx70 - License

Introduction

With releasing the Integrator for Large and Enterprise solutions, we also released the Licenses described below. The license page is only available in the web-interface of the Virtual Integrator and when the N870 has the role Integrator only.

The following Licenses are available.

Valid for:	
N670	N870

License	Order number
N870 Virtual Integrator software License	S30852-H2716-X1
Multicell DECT manager License <ul style="list-style-type: none">N870 DECT ManagerN670 with multi-cell License	S30852-H2716-X2
N670 DECT Manager license	S30852-H2714-X2
N670 upgrade to multi cell license	S30852-H2714-X1

This license has no grace period

The **Integrator** is available in 2 versions.

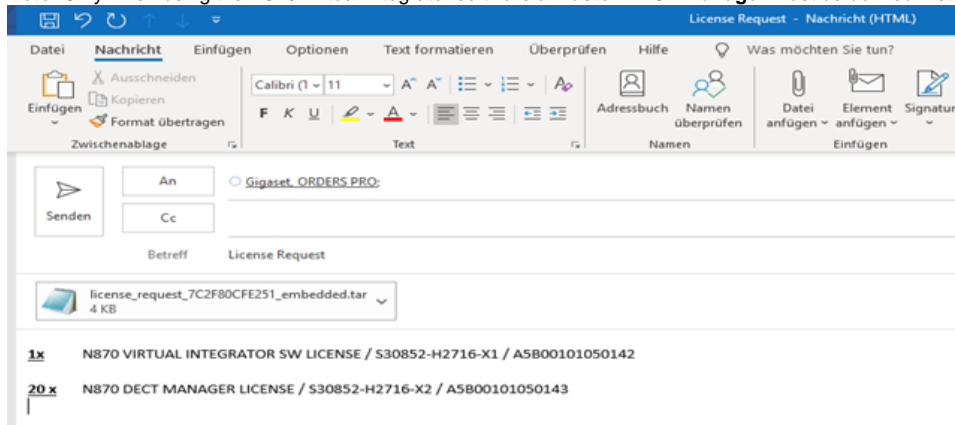
1. N870 in Integrator only mode
2. N870 Virtual Integrator software

The License is based on the N870 hardware MAC address.

How to add a License.

1. Define the Master DECT Manager (Only when using the N870 Virtual Integrator software)
2. Download the **“License Request File”** from the N870 License page
3. For our Resellers: Send the **“LRF”**, the **“License Order-Number”** and the **“Quantity”** of required licenses to your distributor
4. For our Distributors: Send the **“LRF”**, the **“License Order-Number”** and the **“Quantity”** of required licenses to GC Order Management ORDERS-PRO@gigaset.com
5. The **“License Activation File”**, received back from GC-OM must be uploaded on the N870 License page to activate the requested licenses.

Note: Only when using the N870 Virtual Integrator software a **Master DECT Manager** must be defined first!



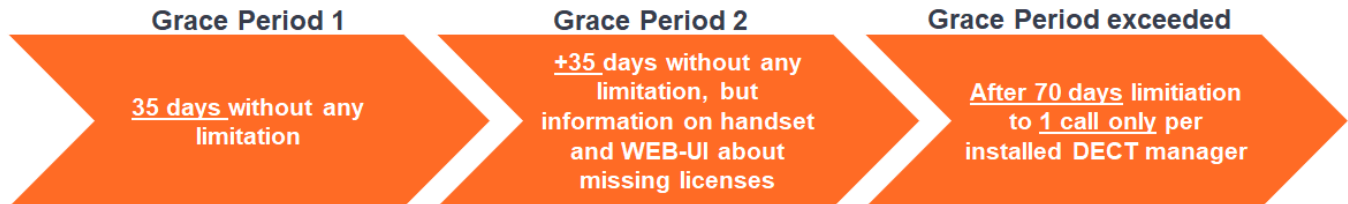
Grace period meaning and consequences

The N870 has a grace period build in.

- An installation can be tested for 35 days without any limitation and any purchased license
 - a. After first startup

b. After each full factory reset

- After 35 days the message "**Check License status**" will be shown on **all** installed DECT handset, for additional 35 days (day 36 – 70 after first startup/factory reset)
- Also a license error message will be shown in the N870 web-interface.
- **But**, the system will stay fully functional.
- After a total number of **70 days** after first startup/factory reset the number of parallel calls will be reduced to **1 call per connected DECT manager**, unless a valid license file will be uploaded into the N870




Service.

If the license is not valid anymore due to:

- Master DECT manager is broken and is replaced, therefore the license is not valid anymore.

You will have 1 Month to request a new License file, see the grace period.

 Today, the license file procedure is a manual procedure. The online process is under development.

Master DECT manager

Only needed when the Virtual Integrator is used.

As the license is based on the N870 MAC address and the Virtual Integrator is not an N870 device, you need to define the Master DECT manager.

Gigaset Gigaset N870 VI PRO

SETTINGS STATUS Language ? Help Logout

Network >

DECT Manager >

Administration

Synchronisation

Base stations >

Provider or PBX profiles

Mobile devices >

Telephony >

Online directories >

Online services >

System >

DECT Managers

Search Search in Match whole word View

<input type="checkbox"/>	DM Id	DM Name	RPN Group	IP address	Connection status	Capacity	Bases	Handsets
<input type="checkbox"/>	dm1	dm1	0	192.168.178.197	Connected	Small	1	0
<input type="checkbox"/>	dm2	dm2	1	192.168.178.196	Connected	Small	1	0

+ Add Delete

Global settings

Master DECT Manager dm1

In the Integrator web-interface go to **SETTINGS - DECT manager - Administration - Global settings**

Select the Master DECT Manager.

 The Master DECT manager need to be installed, connected and working as the real MAC address of this device is retrieved.

Download the License file

To request a new License, you first need to download the request file from the device.

The request file contains basic information about the system like:

- Hardware information (MAC address of Master DECT manager)
- Software version
- Number of connected DECT managers / Base stations / handsets
- Enabled licenses
- Country selection
- Data and time
- Provider / profile name

The file content is encrypted.

In the Integrator web-interface go to **SETTINGS - System - Licensing - Create Request File**

The License request file is downloaded.

(Screenshot is from an N870 switched to Integrator only mode)

The screenshot shows the Gigaset N870 IP PRO web interface. The top navigation bar includes 'SETTINGS' and 'STATUS'. The left sidebar lists various system settings: Network, DECT Manager, Base stations, Provider or PBX profiles, Mobile devices, Telephony, Online directories, Online services, System (expanded), Web configurator, and Licensing. The main content area displays the 'Licence status' table and the 'Request File' section.

Item under Licencing	Available Licences	Used Licences	Status
DECT Manager - Multi cell	4	0	Activation period. Days left: 35
Virtual Integrator	n/a	n/a	Activation period. Days left: 35

Below the table, there is a 'Request File' section with a 'Create Request File' button. Underneath, there is a 'Licence' section with a 'Browse...' button.

Buy a License using the license file

To request a new license you need to add this file to your purchase order.

You will receive from Gigaset a License file.

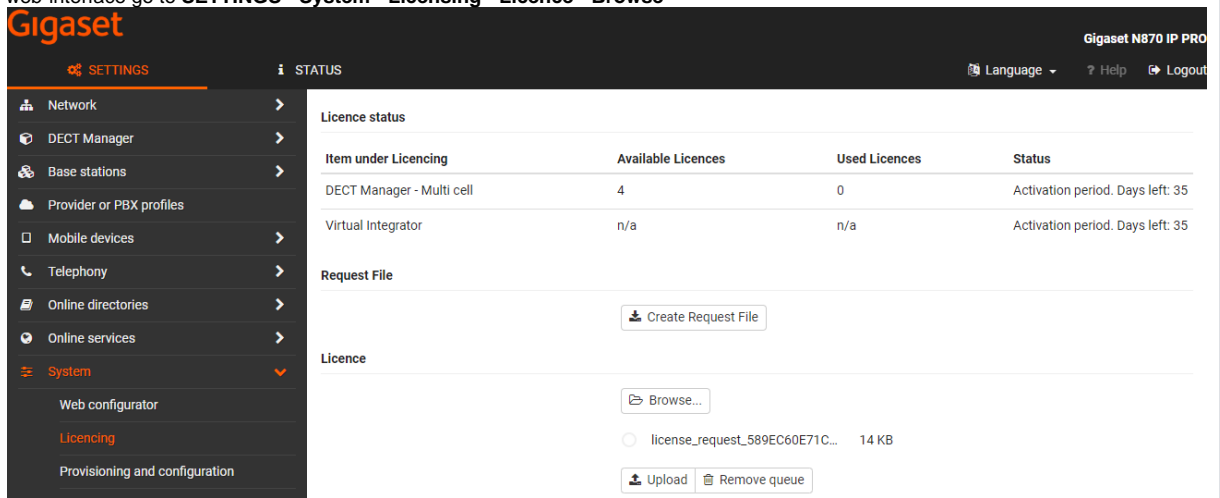
Upload the new License

In the Integrator web-interface go to **SETTINGS - System - Licensing - Licence - Browse**

Select the License file you received from Gigaset.

Click **Upload**

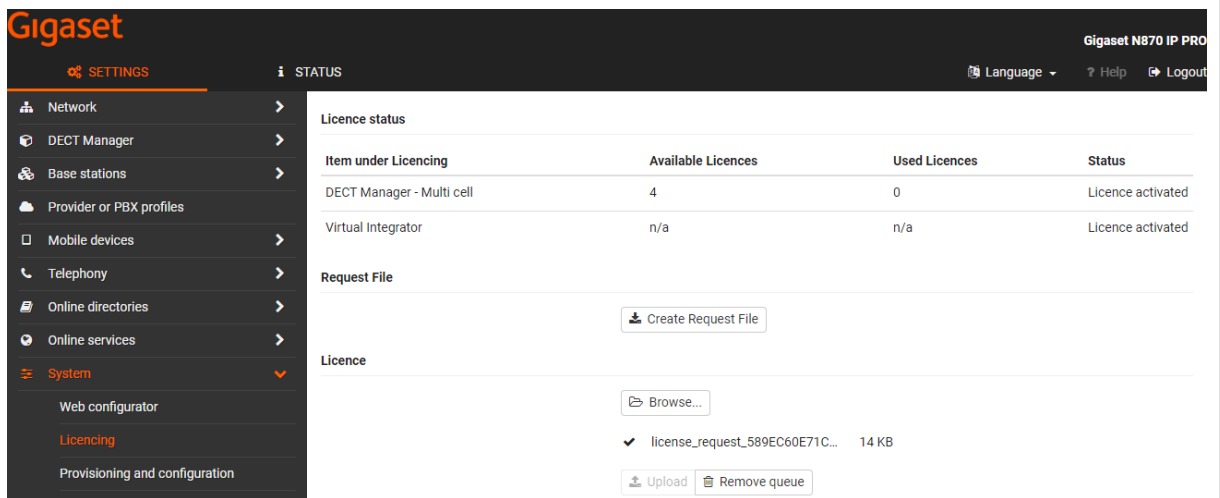
Your license is now enabled.



The screenshot shows the Gigaset web interface. The top navigation bar includes the Gigaset logo, 'SETTINGS', 'STATUS', 'Language', 'Help', and 'Logout'. The left sidebar lists various settings categories, with 'System' expanded to show 'Web configurator', 'Licensing', and 'Provisioning and configuration'. The main content area is titled 'Licence status' and contains a table with the following data:

Item under Licencing	Available Licences	Used Licences	Status
DECT Manager - Multi cell	4	0	Activation period. Days left: 35
Virtual Integrator	n/a	n/a	Activation period. Days left: 35

Below the table, there is a 'Request File' section with a 'Create Request File' button. The 'Licence' section features a 'Browse...' button and a list of files. One file, 'license_request_589EC60E71C...', is shown with a size of 14 KB and is currently unselected.



This screenshot is identical to the one above, but the file 'license_request_589EC60E71C...' is now selected, indicated by a checkmark in the selection column. The 'Status' column for both items in the table now reads 'Licence activated'.