

# FAQ Nx70 - Messaging "7 Reply options"

## Introduction

Via "reply\_options" the softkeys can be configured:

- Send by the message server via the MQTT interface (Example: "reply\_options":{{"option\_id":"option\_id\_1","reply":{"text":"Msg1SK1"}}, {"option\_id":"option\_id\_2","reply":{"text":"Msg1SK2"}}, {"option\_id":"option\_id\_3","reply":{"text":"Msg1SK3"}}}})
- Reply to a message
- Make a call
- Prio 8 is limited to 2 reply options
- Prio 9 does not support reply options
- Up to 3 reply options, from software version 2.43.0 up to 10 reply options are possible



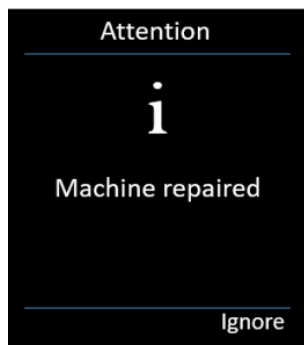
## Close message

The user can always close the message by pressing the "on hook key"

## Reply

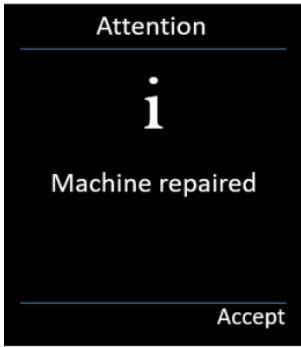
### No reply option is send

- On the handset, the right softkey displays the "Ignore" option.



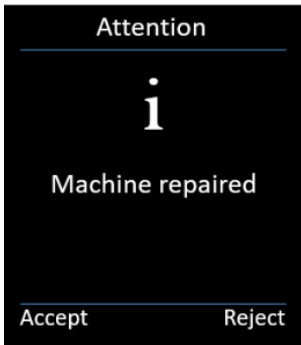
### One reply option is send

- On the handset, the right softkey display the Reply option configured by the message server



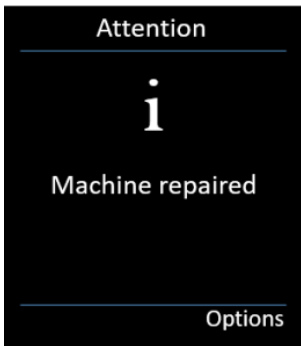
**Two reply options are send**

- On the handset, the left and right softkeys show both reply options

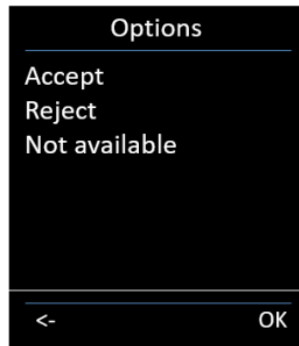


**More then two reply options are send**

- On the handset, the right softkey shows "Options"
- When pressed, the list with reply options are shown



Click on **Options**



**Start a call**

Is under development