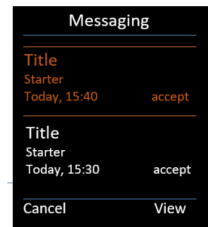


FAQ Nx70 - Messaging "18 Handset status <-> messages"

Handset S700	Send message																																
Handset is in IDLE	<div data-bbox="472 296 1000 890" data-label="Image"> </div> <div data-bbox="1024 279 1498 1967"> <p>Prio 1 / 3 / 6</p> <div data-bbox="1159 348 1360 575" data-label="Image"> </div> <p>"Ringtone Low / Medium / High / Silent"</p> <table border="1"> <thead> <tr> <th data-bbox="1029 615 1273 667"></th> <th data-bbox="1273 615 1494 667">Behavior</th> </tr> </thead> <tbody> <tr> <td data-bbox="1029 667 1273 716"></td> <td data-bbox="1273 667 1494 716">Play "toc", "toc"</td> </tr> <tr> <td data-bbox="1029 716 1273 764"></td> <td data-bbox="1273 716 1494 764">Play ringtone</td> </tr> <tr> <td data-bbox="1029 764 1273 812"></td> <td data-bbox="1273 764 1494 812">Show icon</td> </tr> <tr> <td data-bbox="1029 812 1273 861"></td> <td data-bbox="1273 812 1494 861">Show message with one paragraph</td> </tr> <tr> <td data-bbox="1029 861 1273 909"></td> <td data-bbox="1273 861 1494 909">Show message using 2 paragraphs</td> </tr> <tr> <td data-bbox="1029 909 1273 957">Left Softkey "Empty":</td> <td data-bbox="1273 909 1494 957">Ringtone stops and message is visible on the display</td> </tr> <tr> <td data-bbox="1029 957 1273 1005">(Right) Softkey with reply option:</td> <td data-bbox="1273 957 1494 1005">Ringtone stops and message is not visible anymore</td> </tr> <tr> <td data-bbox="1029 1005 1273 1054">From charger:</td> <td data-bbox="1273 1005 1494 1054">Ringtone stops and message is visible on the display</td> </tr> <tr> <td data-bbox="1029 1054 1273 1102">On charger:</td> <td data-bbox="1273 1054 1494 1102">No change, message is still signaled</td> </tr> <tr> <td data-bbox="1029 1102 1273 1150">Off-hook:</td> <td data-bbox="1273 1102 1494 1150">Ringtone stops and message is visible on the display</td> </tr> <tr> <td data-bbox="1029 1150 1273 1199">On-hook:</td> <td data-bbox="1273 1150 1494 1199">Ringtone stops and message is not visible anymore</td> </tr> <tr> <td data-bbox="1029 1199 1273 1247">Volume up/down:</td> <td data-bbox="1273 1199 1494 1247">Ringtone stops and message is visible on the display</td> </tr> <tr> <td data-bbox="1029 1247 1273 1295">Any other key:</td> <td data-bbox="1273 1247 1494 1295">Ringtone stops and message is visible on the display</td> </tr> <tr> <td data-bbox="1029 1295 1273 1344"></td> <td data-bbox="1273 1295 1494 1344">After all above actions...</td> </tr> <tr> <td data-bbox="1029 1344 1273 1392"></td> <td data-bbox="1273 1344 1494 1392">No Message icon is displayed</td> </tr> </tbody> </table> </div>		Behavior		Play "toc", "toc"		Play ringtone		Show icon		Show message with one paragraph		Show message using 2 paragraphs	Left Softkey "Empty":	Ringtone stops and message is visible on the display	(Right) Softkey with reply option:	Ringtone stops and message is not visible anymore	From charger:	Ringtone stops and message is visible on the display	On charger:	No change, message is still signaled	Off-hook:	Ringtone stops and message is visible on the display	On-hook:	Ringtone stops and message is not visible anymore	Volume up/down:	Ringtone stops and message is visible on the display	Any other key:	Ringtone stops and message is visible on the display		After all above actions...		No Message icon is displayed
	Behavior																																
	Play "toc", "toc"																																
	Play ringtone																																
	Show icon																																
	Show message with one paragraph																																
	Show message using 2 paragraphs																																
Left Softkey "Empty":	Ringtone stops and message is visible on the display																																
(Right) Softkey with reply option:	Ringtone stops and message is not visible anymore																																
From charger:	Ringtone stops and message is visible on the display																																
On charger:	No change, message is still signaled																																
Off-hook:	Ringtone stops and message is visible on the display																																
On-hook:	Ringtone stops and message is not visible anymore																																
Volume up/down:	Ringtone stops and message is visible on the display																																
Any other key:	Ringtone stops and message is visible on the display																																
	After all above actions...																																
	No Message icon is displayed																																

Open message list and newest message is on top

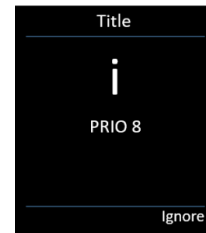


No key pressed:

After **presentation timer**, Ringtone stops and message is not visible anymore

Open message list and message is on top

Prio 8 Up to 2 softkeys are supported. Paragraph options are not supported (Blinking/...)



"toc, toc"

Behavior

Play "toc", "toc"

Show message

Left Softkey "Empty":

No change on display

Right Softkey Ignore:

message is not visible anymore

Open message list and message is on top

From charger:

No change on display

On charger:

No change on display

Off-hook:

Redial menu (normal handset behavior)

On-hook:

message is not visible anymore

Volume up/down:

Down: Open phonebook (normal handset behavior)

Up: No change

Any other key:

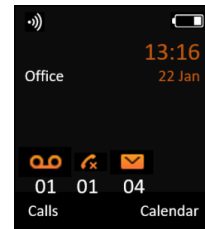
Prepare dialing window (normal handset behavior)

No key pressed:

Message stays on the display

After TTL message is gone (Min TTL=60 seconds, system checks every .. seconds if time has passed so if TTL=60 it could take some more seconds)

Prio 9



"toc, toc"

Behavior

Play "toc", "toc"

Show and increase Message icon/counter

Do not display message on IDLE screen

Menu key:

Open message list and see all messages

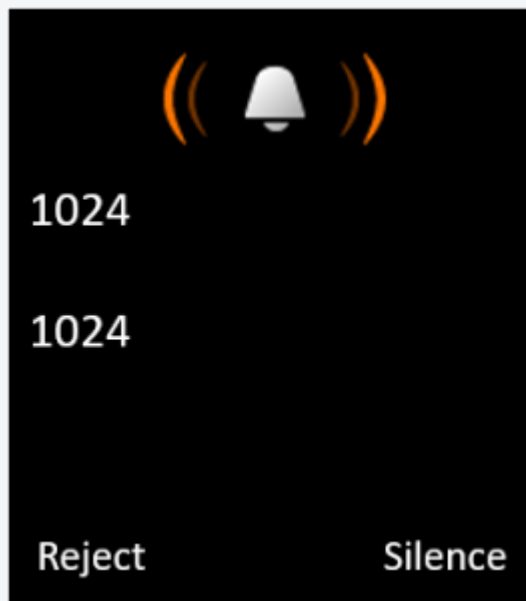
MWI key:

Select messages, open message list and see all messages

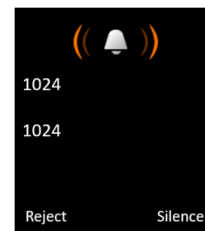
Any other key:

No change on display

Incoming call - ringing



Prio 1 / 3 / 6



Behavior

Do not interrupt incoming call

Play "toc", "toc"

Reject key:

Show message and Play ringtone



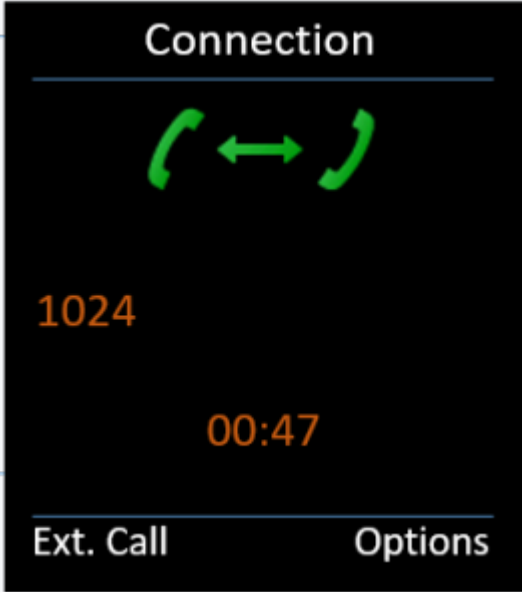
Silence key:	Stop ringtone incoming call
On-hook:	Show message and Play ringtone 
Off-hook:	Accept incoming call Show message on display (No signaling tone)
Prio 8	
	
	Behavior
	Do not interrupt incoming call
	Play "toc", "toc"
Reject key:	Idle screen Show message on display (No signaling tone)
Silence key:	Stop ringtone incoming call
On-hook:	Idle screen Show message on display (No signaling tone)
Off-hook:	Accept incoming call
	After end call show prio 8 message (if TTL has not passed)
Prio 9	
	
	Behavior


--

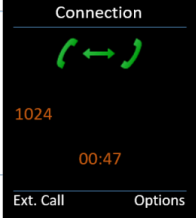
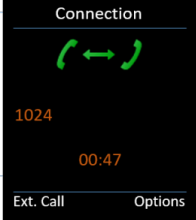
--

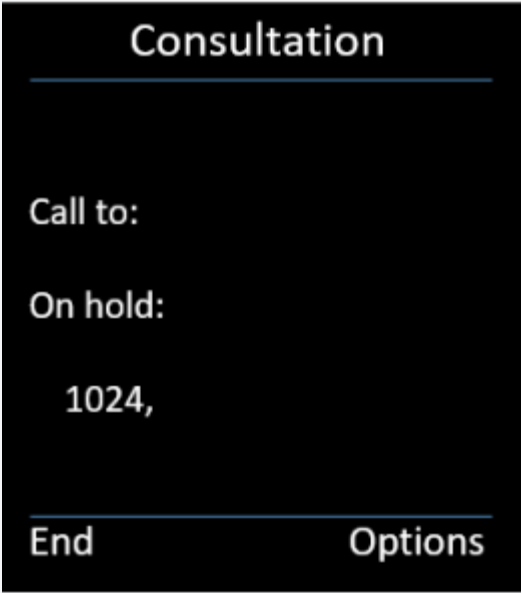
	Do not interrupt incoming call
	Play "toc", "toc"
	Increase MWI counter
Reject key:	Idle screen with MWI icon
Silence key:	Stop ringtone incoming call
On-hook:	Idle screen with MWI icon
Off-hook:	Accept incoming call

One active call

	
---	--

Prio 1 / 3	
	
	Behavior
	Interrupt active call but do not disconnect
	Play "Call waiting tone" through active call to indicate to the user to look at the display
	Show message
Left Softkey "Empty":	"Intrusion tone" stops and message is visible on the display
	Message is visible on the display
Right Softkey Ignore:	"Intrusion tone" stops and message is not visible on the display
	Back to active call screen
From charger:	Nothing is changed
On charger:	Active call is disconnected
	Message signaling is started audio and display info
Off-hook:	Handsfree is activated
On-hook:	Message signaling is stopped
	Back to active call screen
Volume up/down:	"Intrusion tone" stops and message is visible on the display

		Any other key:	"Intrusion tone" stops and message is visible on the display
		No key pressed:	Keeps playing intrusion tone and showing message
		Prio 6	
			
			Behavior
			Does not interrupt active call
			No ringing/tone indication
		After end call	When message is still active (timers not passed) then it will be signaled with ringtone and display
		Prio 8	
			
			Behavior
			No display information
			No ringing/tone indication
		After end call	When message is still active (timers not passed) then it will be visible on the display
		Prio 9	Behavior
			No display information
			No ringing/tone indication
		After end call	Message counter increased
One active call - Consultation		Prio 1 / 3	

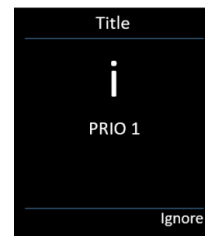


	Behavior
	Interrupt Consultation
	Show message
Left Softkey "Empty":	message is visible on the display
Right Softkey Ignore:	"Intrusion tone" stops back to Consultation
From charger:	N.A.
On charger:	N.A.
Off-hook:	Handsfree is activated
On-hook:	Message signaling is stopped back to Consultation
Volume up/down:	Message stays on display
Any other key:	Message stays on display
No key pressed:	Message stays on display
Prio 6 / 8 / 9	Behavior
	Do not interrupt consultation
	Do not show message on display

Signaling Prio 1 message - 2e (NEW) message



Prio 1	
	Behavior
	Replace text of Prio 1 message with new message
	Start ringtone alerting new
Prio 3 / 6 / 8 / 9	

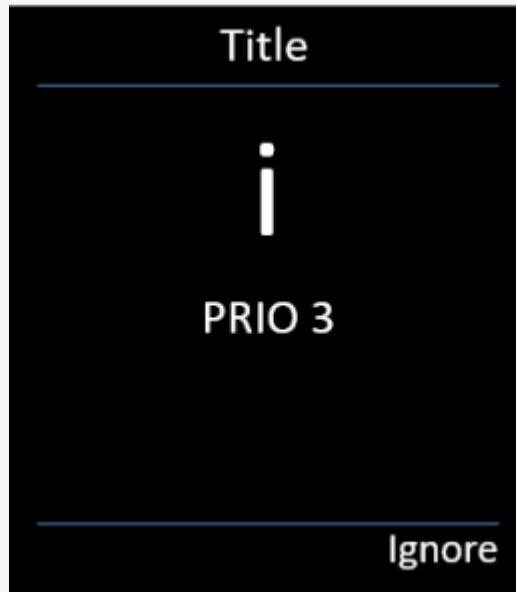


Behavior

Do not update text
Prio 1 message

Play "toc", "toc"

Signaling Prio 3 message -
2e message



Prio 1



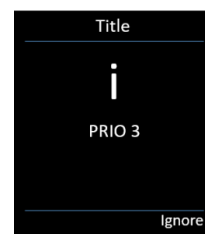
Behavior

New Prio 1 message
is send and replaces
existing Prio 3
message

Ringtone is started
new

"Toc", "toc" is played

Prio 3




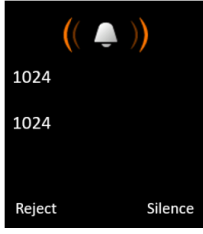


Behavior

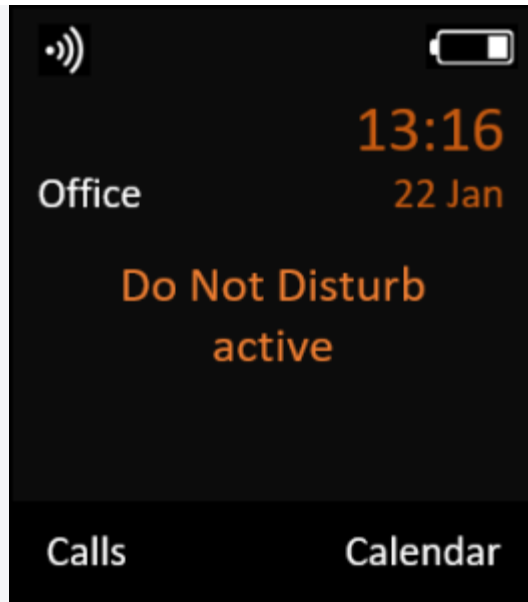
New Prio 3 message
is send and replaces
existing Prio 3
message

Ringtone is started
new

"Toc", "toc" is played


Prio 6 / 8 / 9

		 <table border="1" data-bbox="1027 380 1495 543"> <tr> <td data-bbox="1027 380 1273 434"></td> <td data-bbox="1273 380 1495 434">Behavior</td> </tr> <tr> <td data-bbox="1027 434 1273 501"></td> <td data-bbox="1273 434 1495 501">Do not update text Prio 3 message</td> </tr> <tr> <td data-bbox="1027 501 1273 543"></td> <td data-bbox="1273 501 1495 543">"Toc", "toc" is played</td> </tr> </table>		Behavior		Do not update text Prio 3 message		"Toc", "toc" is played
	Behavior							
	Do not update text Prio 3 message							
	"Toc", "toc" is played							
Signaling message - Incoming call		<p>Prio 1 / 3 / 6 / 8 / 9</p>  <table border="1" data-bbox="1027 850 1495 1173"> <tr> <td data-bbox="1027 850 1273 905"></td> <td data-bbox="1273 850 1495 905">Behavior</td> </tr> <tr> <td data-bbox="1027 905 1273 1173"></td> <td data-bbox="1273 905 1495 1173">Incoming call replaces signaling message</td> </tr> </table>		Behavior		Incoming call replaces signaling message		
	Behavior							
	Incoming call replaces signaling message							
Update of message		<p>Prio 1 / 3 / 6 / 8 / 9</p>  <table border="1" data-bbox="1027 1480 1495 1803"> <tr> <td data-bbox="1027 1480 1273 1656"></td> <td data-bbox="1273 1480 1495 1656">Behavior (Update of existing message text, msgid is the same)</td> </tr> <tr> <td data-bbox="1027 1656 1273 1724"></td> <td data-bbox="1273 1656 1495 1724">Display text is changed</td> </tr> <tr> <td data-bbox="1027 1724 1273 1803"></td> <td data-bbox="1273 1724 1495 1803">Ringtone is not re-started</td> </tr> </table>		Behavior (Update of existing message text, msgid is the same)		Display text is changed		Ringtone is not re-started
	Behavior (Update of existing message text, msgid is the same)							
	Display text is changed							
	Ringtone is not re-started							
Do not Disturb enabled		<p>Prio 1 / 3 / 6</p>						



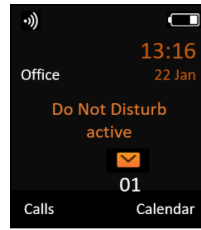
	Behavior
	Play ringtone
	Play "toc", "toc"
	Show message
Left Softkey "Empty":	Ringtone stops and message is visible on the display
(Right) Softkey with reply option:	Ringtone stops and message is not visible anymore
From charger:	Ringtone stops and message is visible on the display
On charger:	Every behavior is accepted as not a valid use case
Off-hook:	Ringtone stops and message is visible on the display
On-hook:	Ringtone stops and message is not visible anymore
Volume up/down:	Ringtone stops and message is visible on the display
Any other key:	Ringtone stops and message is visible on the display

Prio 8



	Behavior
	Play "toc", "toc"
	Show message
On-hook:	Message is not visible anymore

Prio 9

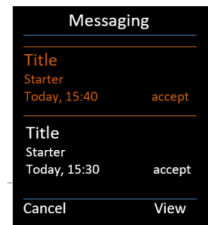


Behavior

Play "toc", "toc"

Increase message counter

Open message list and message is on top



Keypad locked

Keypad locked blocks outgoing calls and other menu access, but does not block incoming calls or messages.

So expectation is that messaging works the same with keyboard lock as without keyboard lock.

MWI counter

MWI counter is increased

Behavior

Prio 9 message is send

MWI counter is decreased

Behavior

TTL timer is expired

Silence charging enabled

Silence charging is enabled and handset is in the charger

Prio 1 / 3 / 6 / 8

Behavior

Show message on display

Play "toc", "toc"

Prio 9

Behavior

Play "toc", "toc"

Increase MWI counter

Anon. Calls Silent enabled

Has no influence on the messaging

Time Control for external calls enabled

Prio 1 / 3 / 6 / 8

Behavior

Show message on display

Play "toc", "toc"

Prio 9

Behavior

Play "toc", "toc"

Increase MWI counter