

FAQ Nx70 - DECT Manager Adding

DECT manager registration


Valid for:


N670


N870

Parameter	Description
DM Name	The name is used to identify the DECT manager within DECT manager lists. Enter a meaningful name for the DECT manager, e.g., referring to the location or organisational unit.
Password	The password must be entered when registering the DECT manager at the Integrator. Enter a password for DECT manager registration. You should note this password to have it available, when you will have to enter the account data later at the DECT manager.
RPN Group	Part of the RFPI for a DECT manager. PARI and RPN must be locally unique in order to achieve that the RPN group allocated for the base stations of a DECT manager is locally unique in the system too.

DECT Manager


DM Name 


Password 


RPN Group 

DECT Manager log

System log

Activate system log 

Server address 

Server port 

System log

The system report (SysLog) gathers information about selected processes performed by the DECT manager and base stations during operation and sends this to the configured SysLog server.

Activate system log

- Mark/unmark the check box to activate/deactivate the logging function.

Server address

- Enter the IP address or the (fully qualified) DNS name of your Syslog server. Value: max. 240 characters

Server port

- Enter the port number, where the Syslog server expects to receive requests.

Range: 1-65535; Default: 514

How you need to configure the DECT manager so it can connect to the Integrator with the above setting can be found here: [5. Configure the DECT Manager + Base](#)