

Firmware Hybrid 120 Gigaset Edition

Firmware upgrade Hybrid 120

Currently Installed Software	
IOSS	V.9.1 Rev. 7 IPsec from 2013/12/01 00:00:00
System Logic	1.0
Software and Configuration Options	
Action	Update system software
Source Location	Current Software from Update Server
	Local File
	HTTP Server
	Current Software from Update Server

You can upgrade the system with the latest Firmware update using:

- Local File
- HTTP Server
- Current Software from Update Server (Online)

Local File

You can download here the latest version and upload this into your PBX.

HTTP Server

Here you enter the URL to your own HTTP server









Online

The system will connect to the Gigaset update server to check if a new version is available, here you will always find the latest Official Released software.

Automatic Firmware upgrade Gigaset devices.

The Gigaset devices behind the Hybrid 120 can be upgraded automatic by the Hybrid 120, for this you need to upload the latest firmware files.

[Gigaset Phones](#) [Firmware Files](#) [Settings](#)

Load firmware	Choose File	No file chosen
Available firmware files on the SD Card		
Phone Type	Version	Status
DE310 IP PRO	V02.00.07	 
DE410 IP PRO	V02.00.07	 
DE700 IP PRO	V02.00.10	 
DE900 IP PRO	V02.00.10	 
OK		

In the web-interface of the Hybrid 120 go to:

Maintenance - Phone Update - Firmware files

Select the special firmware file (See below)

Automatic Refresh Interval Seconds

Items per page Filter in equal

Description	Phone Type	MAC Address	Phone Version	SD Card Vers.	Status/Update Status	Update enabled Select all/ Deselect all	Update immediately Select all/ Deselect all
E700	DE700 IP PRO	7c:2f:80:08:f6:f1	V02.00.10	V02.00.10		<input type="checkbox"/>	<input type="checkbox"/>
E410	DE410 IP PRO	7c:2f:80:20:84:02	V02.00.06	V02.00.07	Update active	<input checked="" type="checkbox"/>	<input type="checkbox"/>

Page: 1, Items: 1 - 2

To start the update go to:

Maintenance - Phone Update - Gigaset Phones

- Enable the software update for the devices you would like to update automatically
- If the update should start immediate, you can select these devices. (Device will restart and ongoing call disconnected)
- [Firmware upgrade Hybird 120](#)
 - [Local File](#)
 - [HTTP Server](#)
 - [Online](#)
- [Automatic Firmware upgrade Gigaset devices.](#)

Hybird 120 GE



- [Hybird 120 Software version 10.1 Rev.27](#)
- [Hybird 120 Software version 10.1 Rev.3](#)
- [Hybird 120 Software version 9.1 Rev.8 Patch 6](#)
- [Hybird 120 Software version 9.1 Rev.8 Patch 5](#)
- [Hybird 120 Software version 9.1 Rev. 8](#)
 - [Hybird 120 Software version 9.1 Rev. 7](#)

DE900/700 IP PRO



- DE700/900 SW
02.01.00 (EOL version)
for Hybrid
- DE700/900 SW
02.00.17 for Hybrid
- DE700/900 SW
02.00.15 for Hybrid
- DE700/900 SW
02.00.10 for Hybrid

DE410/310 IP PRO



- DE310/410 SW
02.01.00 (EOL version)
for Hybrid
- DE310/410 SW
02.00.13 for Hybrid
- DE310/410 SW
02.00.11 for Hybrid
- DE310/410 SW
02.00.07 for Hybrid

N510 IP PRO



- N510 IP PRO SW 238
for Hybrid
- N510 IP PRO SW 220
for Hybrid
- N510 IP PRO SW 210
for Hybrid
- N510 IP PRO SW 199
for Hybrid

N720 IP PRO



- N720 IP PRO SW 100 for Hybrid