

# Maxwell 10S Door Interphone / Intercom

## Introduction

You can operate multiple door interphones using your Maxwell 10S. If you receive a call from the door interphone, the display shows a picture or video from the connected video camera.

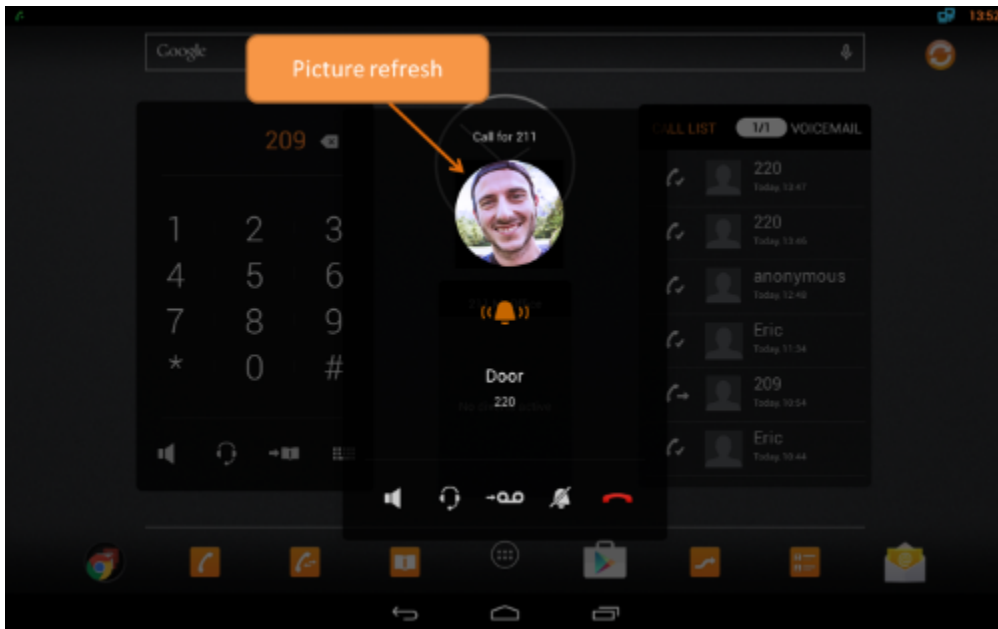
For configuration details see [here](#)

## Tested door interphones

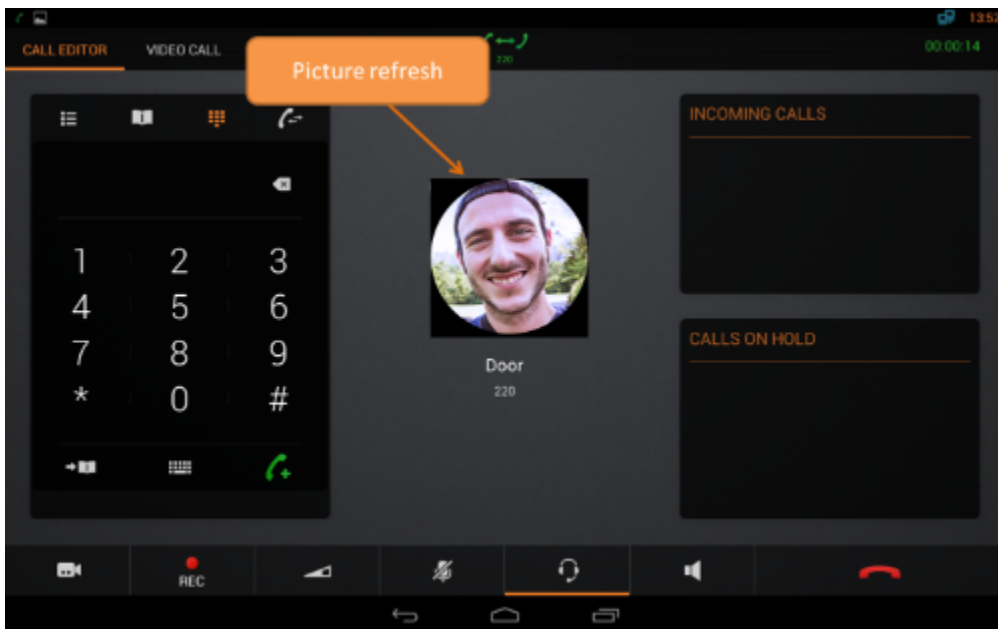
| Door intercom                          | Known Camera (URL)   |
|--|--|
| <a href="#">Felicom</a>                | http://<IP-address CP-CAM>/jpg/image.jpg   |
| <a href="#">StentofonBa<br/>udisch</a> | http://<IP-address CP-CAM>/jpg/image.jpg   |
| <a href="#">TCS</a>                    | http://argos_ip/video.jpg  |
| <a href="#">2N</a>                     | http://<IP-address EntryCom IP>/enu/camera1280x960.jpg (or 160x120, 320x240, 640x480, 176x144, 322x272, 352x288)                   |
| <a href="#">Protalk</a>                | http://<IP-address Protalk>/video.jpg  |
| <a href="#">Koch</a>                   | http://<ip-address AVS110>:12000/video.jpg (Reload rate 50)  |
| <a href="#">Nista<br/>Devices</a>      | http://<IP address nista>:8080/file.jpg (software release 2abw03 or higher is required)  |
| <a href="#">Mobotix</a>                | http://<username>:<password>@<IP address Mobotix>/record/current.jpg<br>(e.g. http://admin:12345@192.168.0.101/record/current.jpg) |

## Operating door interphones.

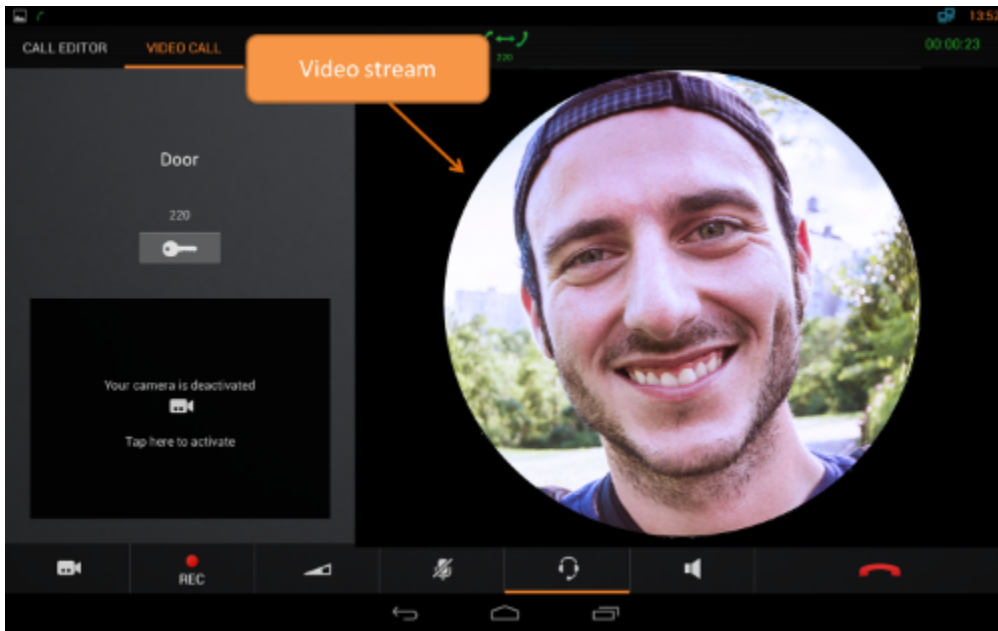
When receiving an incoming call from the door intercom, you will see the picture from the door intercom refreshed every ... msec (Reload rate)



When the call is answered, you will see the Picture from the door intercom in the screen again refreshed every .. msec.



When the door intercom supports Video/Jpeg, you can click on "**VIDEO CALL**" where the device then will setup a video/Jpeg stream between the door intercom and the Maxwell 10.



- [Introduction](#)
- [Tested door interphones](#)
- [Operating door interphones.](#)