










FAQ ION - LED

Charging		
Status when handset is in the charging cradle		
	LED	Description
	Ring-LED is rotating Green	Handset is charging
	Ring-LED is fully Green	Handset 100% charged
	No indication	No or wrong batteries used or handset not placed correctly
Status when handset is in IDLE and outside the charging cradle		
	Right top Ring-LED is orange	Handset 25% charged
		Handset 50% charged
		Handset 75% charged
	Ring-LED is fully Green	Handset 100% charged

During usage

LED		Description
	Ring-LED is RED after long-press End call key, On/Off key	Handset is power-off
	Ring-LED is blinking BLUE	Incoming call
	Ring-LED is light Blue	Active handset call is handsfree-call
	Ring-LED is dark Blue	Hands-free call is a handset call
	Ring-LED is white after power-on	Handset is in Registration mode
	Ring-LED is blinking white	No DECT connection with USB-DECT-Dongle
	Ring-LED is blinking orange in Standby-mode	Missed call
	Ring-LED is blinking fast RED	No connection to Laptop/PC
	When muted, LED is blinking orange	Call is muted