

T300/500 VoIP Unlimited

VoIP Unlimited SIP Trunking to Gigaset pro PBX

Feature	T300 / T500 PBX
Outgoing Calls	
Incoming Calls	
CLIP incoming	
CLIP outgoing	
Call Forwarding	
Call Transfer	
Call Waiting	
DTMF	
Anonymous Call	
A-number forwarding	x



About:

VoIP Unlimited provides services to small and medium businesses in partnership with ICT solution providers, system integrators, traditional telephony dealers, and others who supply VoIP services as part of their offering to customers. Our services include SIP trunks, broadband circuits, wideband Ethernet, and MPLS networks. We also provide CPS, WLR, and T38 compatible FoIP (Fax over IP).


Gigaset T300/T500 settings.


- [VoIP Unlimited SIP Trunking to Gigaset pro PBX](#)
 - [Gigaset T300/T500 settings.](#)
 - [Provider settings:](#)
 - [Number Area settings:](#)


In the Gigaset PBX go to Configuration > Lines and edit as shown:

Provider settings:

Give the Line an unique name, insert the Registration user name and Password.

Status	Line Name	Line Number	Line type:
	VoIPUnlimited	No.: 1	Provider Connection

Provider:
VoIPUnlsetup


Provider Status:


Authentication:
☒ yes
☐ no


User Name:
<SIP Username>

Password:
<SIP Password>

Provider
Number Area
Extended

In the Provider pull-down list, select "new.."

Edit Provider

Provider Name:
VoIPUnlsetup


Line Protocol
SIP

Line Configuration

type:
friend

dtmfmode:
inband

auth mode:
Username/Passw

auth:
md5

nat:
no

allow:
alaw

insecure:
very

port:
5060

defaultip:

rtpholdtimeout:

fromdomain:

host:
sip.voip-unlimited.n

permit:

deny:

canreinvite:
no

disallow:
all

progressinband:

qualify:
no

rtptimeout:

mask:

fromuser:

Number Display:








type:
rfc3325

format incoming:
222 XXX

format outgoing:
222 XXX

Number Area settings:

Just add the telephone numbers for this SIP trunk. The Country Code and Area Code can be filled in, if different than the default setting.

Status	Line Name	Line Number	Line type:
	<input type="text" value="VoIPUnlimited"/>	No.: 1	Provider Connection
Country Code: <input type="text" value="0044"/>		Area Code: <input type="text" value="127"/>	
Number Type	Number	Number Area	
<input type="text" value="Single Number"/> 	0044(127) <input type="text" value="890278"/>	A ^C _B	
<input type="text" value="Single Number"/> 	0044(127) <input type="text" value="890278L"/>	A ^C _B	
			
Provider	Number Area	Extended	