

FAQ - Base stations Edit

Valid for:

N640	N670	N870	N870E	Embedded Integrator	Virtual Integrator
------	------	------	-------	---------------------	--------------------

Introduction

Name / Location

This name should make it easier to assign the base station within the logical and spatial structure of the DECT network.

- In the text field enter a descriptive name or description for the base station. Value: max. 32 characters

IP address type

The IP address type is copied from the setting for the DECT manager on the Network – IP page. You can change the IP address type. The settings for the DECT manager and the base stations do not have to match. For example, the DECT manager could receive a fixed IP address so that it will always be able to access the web configurator with the same address, while the base stations receive their IP addresses dynamically.

- Select the desired IP address type from the option menu.

If the IP address type is Static, you have to enter the IP address.

IP address

- Enter an IP address for the base station.

Reduce transmitting power for external antenna operation (only for N870E)

The transmitting power of the external antennas can be reduced. This may be needed in order not to violate emission regulations, in case the device is equipped with external antennas.

- Click on **Yes/No** to reduce/not reduce the transmitting power.

Activating/deactivating the base station

A base station must be active to manage the calls of the connected handsets. If it is deactivated, it will no longer connect handsets but it still stays in the list of connected base stations.

- Select **Yes/No** to activate/deactivate the base station.

Adding a base station to the Connected Base Stations list

- Click on Confirm


Delete the base station

- Click on Delete base station Confirm with Yes . . . the base station is deleted. It is shown in the list of pending base stations again.

Reboot the base station

Click on Reboot base station Confirm with Yes . . . the base station is rebooted. All existing connections managed by the base station are terminated.

Own Base Station Data

MAC address  7c2f80c6e5c2

Name / Location  LocalBS

DM Name  local

Status  Sync


IP address type  Dynamic 

IP address  192.168.178.190

To change network settings for local base station go to IP configuration page.

RFPI = PARI + RPN (hex)  102E70F1 02

Current firmware version  V2.44.0 (V2.44.0+build.ead6dcf)


Reduce transmitting power for external antenna operation  ☐ Yes ☒ No

Sync Level  1

Act as Sync Master redundancy  ☐ Yes ☒ No

Activate base station  ☒ Yes ☐ No

 Delete base station

 Reboot base station