

Maxwell 10 Syslogging

Introduction

In case of trouble shooting and bug hunting a Syslog server might be a very valuable tool

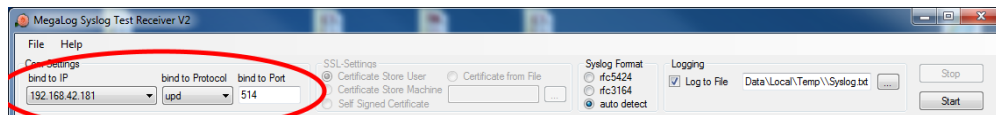
Install Syslog Server on a local Windows computer

If there is no syslog server available in your network, it is easy to setup a simple server on a Microsoft Windows computer in your network.

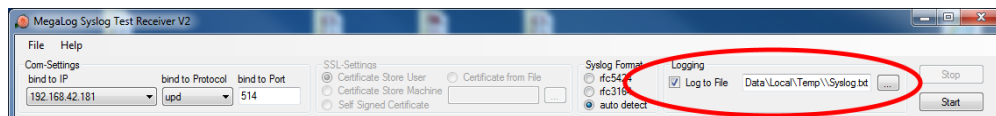
- Download [Syslog Receiver](#) from [Secure.IP GmbH](#) or use other syslog server.
- unzip MegaLogSyslogTestReceiverV2.zip into the desired directory
- execute "MegaLog Syslog Test Receiver V2.exe"

Syslog server setup :

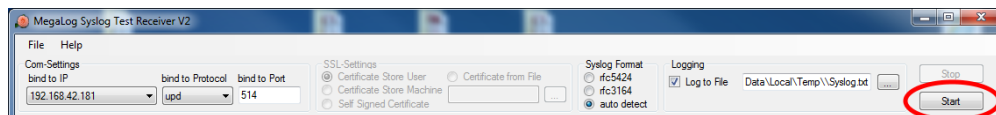
- bind the public IP address of the windows machine to the server



- select the folder and enter the name of the logfile



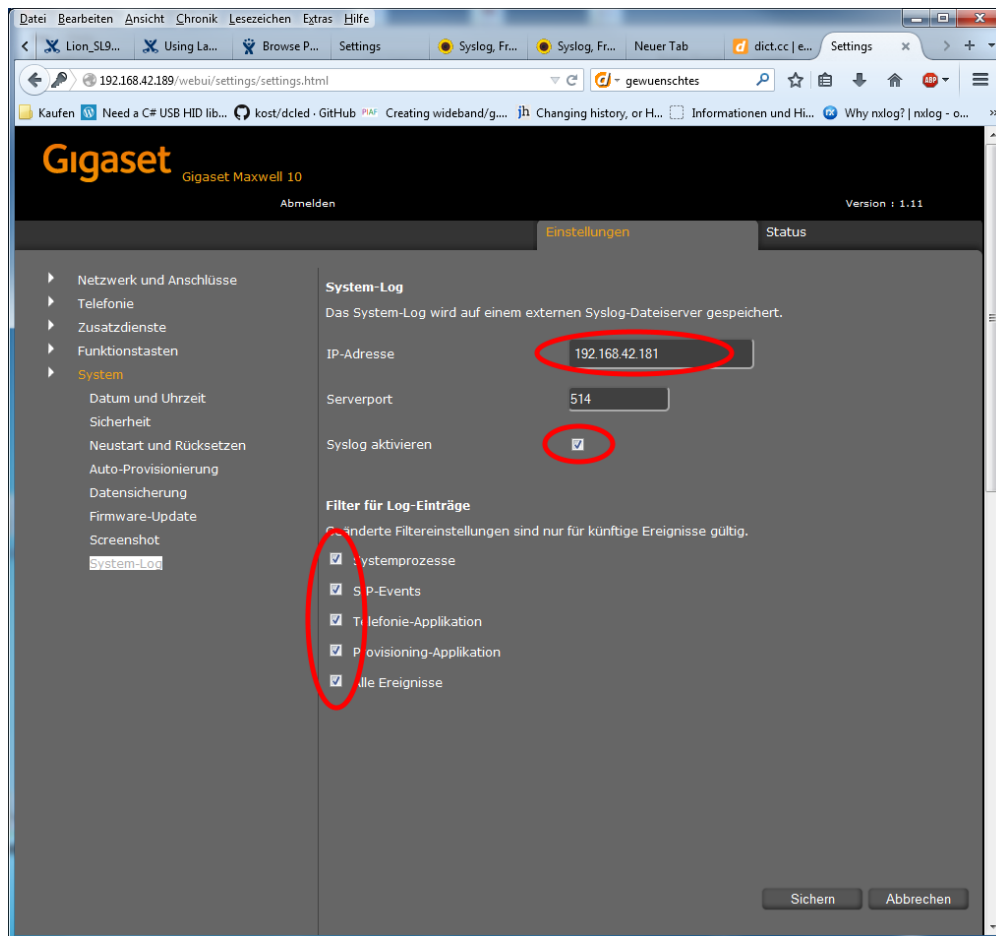
- start server



everything is already done! 😊

Maxwell syslog client setup

- login to the Maxwell web interface and navigate to the System / System-Log webpage
- enter the IP address of your syslog server
- activate syslog
- select the events you want to be syslogd (in case you don't know which one to select, select all)



- press save button. Ready!
- [Introduction](#)
- [Install Syslog Server on a local Windows computer](#)
- [Syslog server setup :](#)
- [Maxwell syslog client setup](#)