



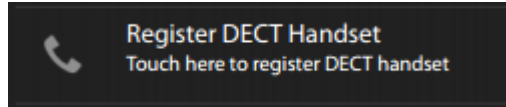
# Maxwell 10 DECT handset registration

## Registering the handset (DECT)

### Set Maxwell 10 in DECT registration mode

On the Start screen tap on  to open the list of available apps. Select  Settings.

Select **DECT** -> Tap on **Register DECT Handset**



### Activate DECT handset in registration mode.

- Turn the handset off using the **Disconnect button (red On Hook key)**.
- Press the **volume down (-) key** and keep it pressed, turn the handset on using the **Disconnect button** while keeping the volume down pressed.
- You will hear the handset registration sound.

The registration process may take some time. if the registration is successful then a message is output.

- [Registering the handset \(DECT\)](#)
  - [Set Maxwell 10 in DECT registration mode](#)
  - [Activate DECT handset in registration mode.](#)