



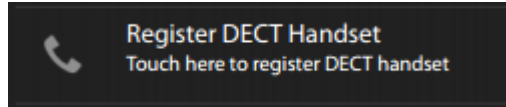
Maxwell 10 DECT handset registration

Registering the handset (DECT)

Set Maxwell 10 in DECT registration mode

On the Start screen tap on  to open the list of available apps. Select  Settings.

Select **DECT** -> Tap on **Register DECT Handset**



Activate DECT handset in registration mode.

- Turn the handset off using the **Disconnect button (red On Hook key)**.
- Press the **volume down (-) key** and keep it pressed, turn the handset on using the **Disconnect button** while keeping the volume down pressed.
- You will hear the handset registration sound.

The registration process may take some time. if the registration is successful then a message is output.

- [Registering the handset \(DECT\)](#)
 - [Set Maxwell 10 in DECT registration mode](#)
 - [Activate DECT handset in registration mode.](#)