

FAQ Maxwell - Local Phonebook

Introduction

The Maxwell has an integrated phone book for a maximum of 500 entries. (Maxwell 4 1000 entries)

From software 2.13 the phone book can be imported via the:

1. Web-interface
2. Provisioning
 - a. Location
 - b. RenewPeriod

From software 2.25, also the 3CX phonebook is imported in the Maxwell every 24 hours. On [this wiki page](#) you can download the 3CX provisioning template that ensures the 3CX phonebook is downloaded. After provisioning one restart is needed to download the phonebook, after this the download will be done every 24 hour.

[Click here](#) for an Excel file that generates an phonebook.xml file you can import.

Valid for Maxwell			
Basic	2	3	4

File format

The phonebook file has the following format, example:

```
<?xml version="1.0" encoding="utf-8"?>
<!DOCTYPE LocalDirectory>
<list>
<entry home2="" surname="Lastname" mobile1="" mobile2="" office1="0049123456789" office2="" name="Firstname" home1=""/>
<entry home2="" surname="User" mobile1="0049987654321" mobile2="" office1="" office2="" name="First" home1=""/>
</list>
```

From software 2.25 we also support the 3CX format.

```
<?xml version="1.0" encoding="utf-8"?>
<AddressBook>
<Contact>
<LastName>Lastname</LastName>
<FirstName>Firstname</FirstName>
<Phone>
<phonenumber>009</phonenumber>
<accountindex>0</accountindex>
</Phone>
</Contact>
</AddressBook>
```

Web-interface

Go to: **Settings - Desk Phone - Local Phonebook.**

Phonebook File: You can upload your local phonebook file from your PC.

Phonebook download: Download the phonebook file for back-up or to make changes.

Phonebook URL: The URL of the phonebook file in case you have it centrally stored.

Daily Refresh Time: The time the device will download the phonebook file automatic.

Download Phonebook now: Press this button to start the download.


Directory Name: The name of the phonebook.

Search anywhere in name: Search the first letter of the first or last name or search anywhere in the name.


Display format: Show the contact list with first name first or Surname first.

Load Phonebook from PC

Phonebook File

 Browse...

Phonebook download

 Send to PC

Load Phonebook from URL

Phonebook URL

Daily Refresh Time

  00 : 00

Download Phonebook now:

 Download

Display

Directory Name

Search anywhere in name?


Yes No

Display format

Surname, Name ▼

Auto-provisioning

Provisioning xml format example 1, Software >=2.25:

 `<?xml version="1.0" encoding="UTF-8"?>`
`<provisioning version="1.1" productID="mx3b">`

`<nvm>`

`<param name="System.LocalPhonebook.Url" value="%%PROVLINK%%/phonebook.xml" />`

`<param name="System.LocalPhonebook.UpdateTime" value="08:00" />`

`<param name="System.LocalPhonebook.Name" value="Phonebook"/>`

`<param name="PhoneUI.Directory.Local.NameFirst" value="1"/>`

`<param name="PhoneUI.Directory.Local.SearchAnywhere" value="1"/>`


`</nvm>`

Provisioning xml format example 1, Software <2.25:

```
<?xml version="1.0" encoding="UTF-8"?>
<provisioning version="1.1" productID="mx3b">
  <firmware>
    <file version="2.21.5" url="http://192.168.178.101/device/maxwell/GC_MAX_2.21.5-release.bin" />
  </firmware>
  <nvm>
    <param name="PhoneUI.Settings.Confirmations" value="12121"/>
    <param name="PhoneUI.Settings.KeyClick" value="221122"/>
  </nvm>
  <custom>
    <step type="LocalPhoneBook" url="/files/phonebook.xml" />
  </custom>
</provisioning>
```

Device will download between 1:00 and 4:00 am randomly.

Provisioning xml format example 2, Software <2.25:

 `<custom>`

`<step type="LocalPhoneBook" url="192.168.1.1/prov/files/phonebook.xml" renewPeriod="" />`

`</custom>`

RenewPeriod can be skipped, empty, or value in minutes

